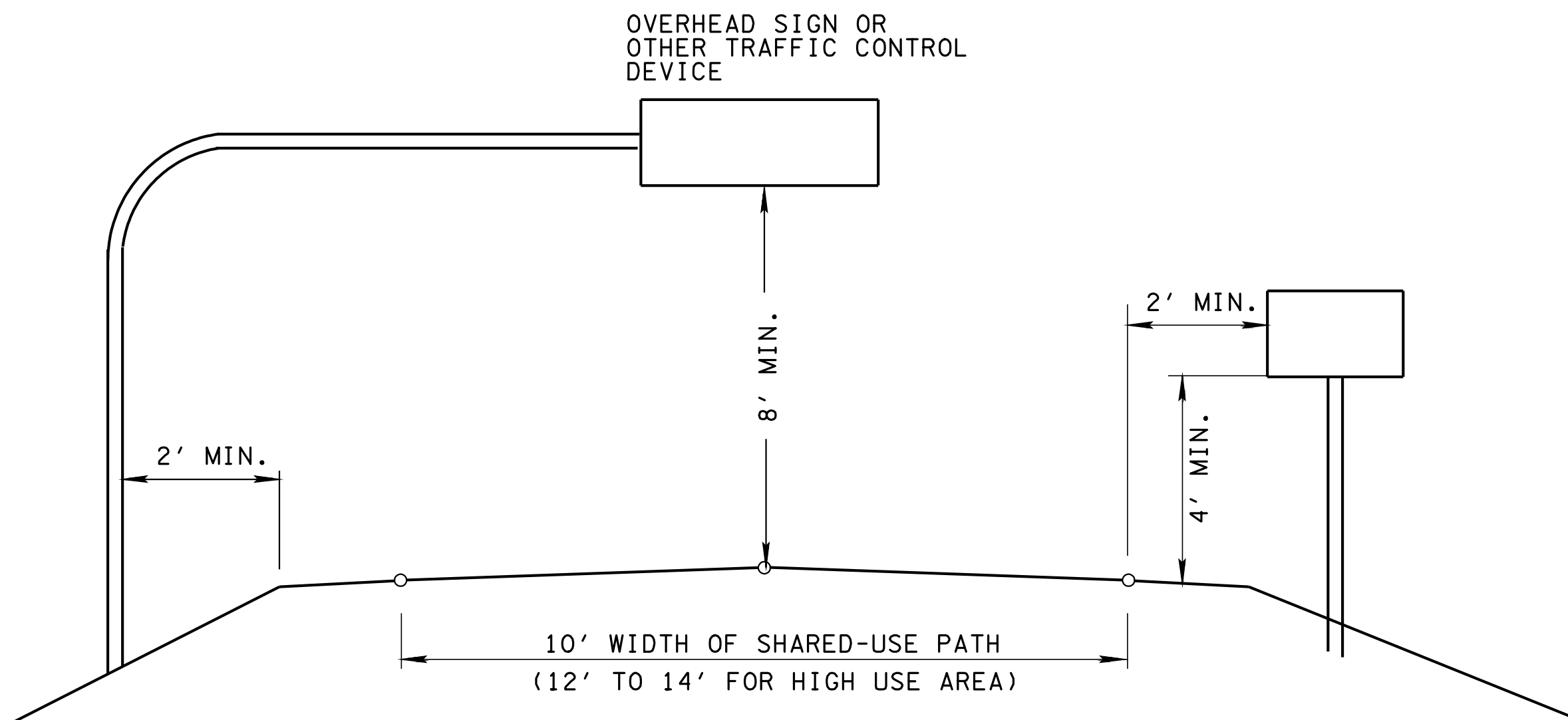
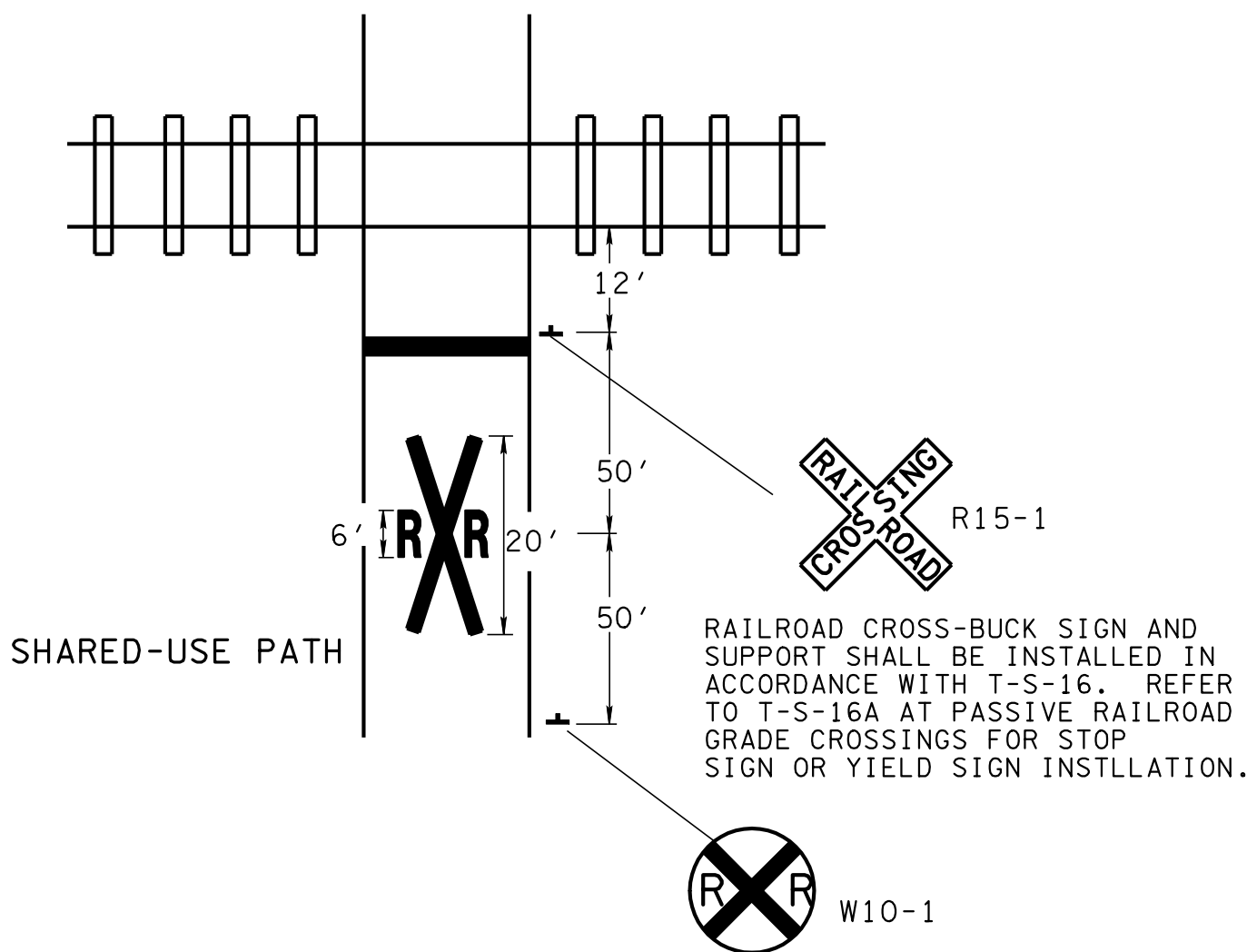


REV. 11-1-11: REVISED OVERHEAD SIGN DETAIL. DELETED NOTE ⑥ REGARDING 4" SBYL ADDED SIGNS D11-1, M4-6, M6-1 AND M6-4. DELETED SIGNS M4-12 M7-1 AND M7-5. REASSIGNED NOTE ⑥ AND ADDED GENERAL NOTE ⑦.

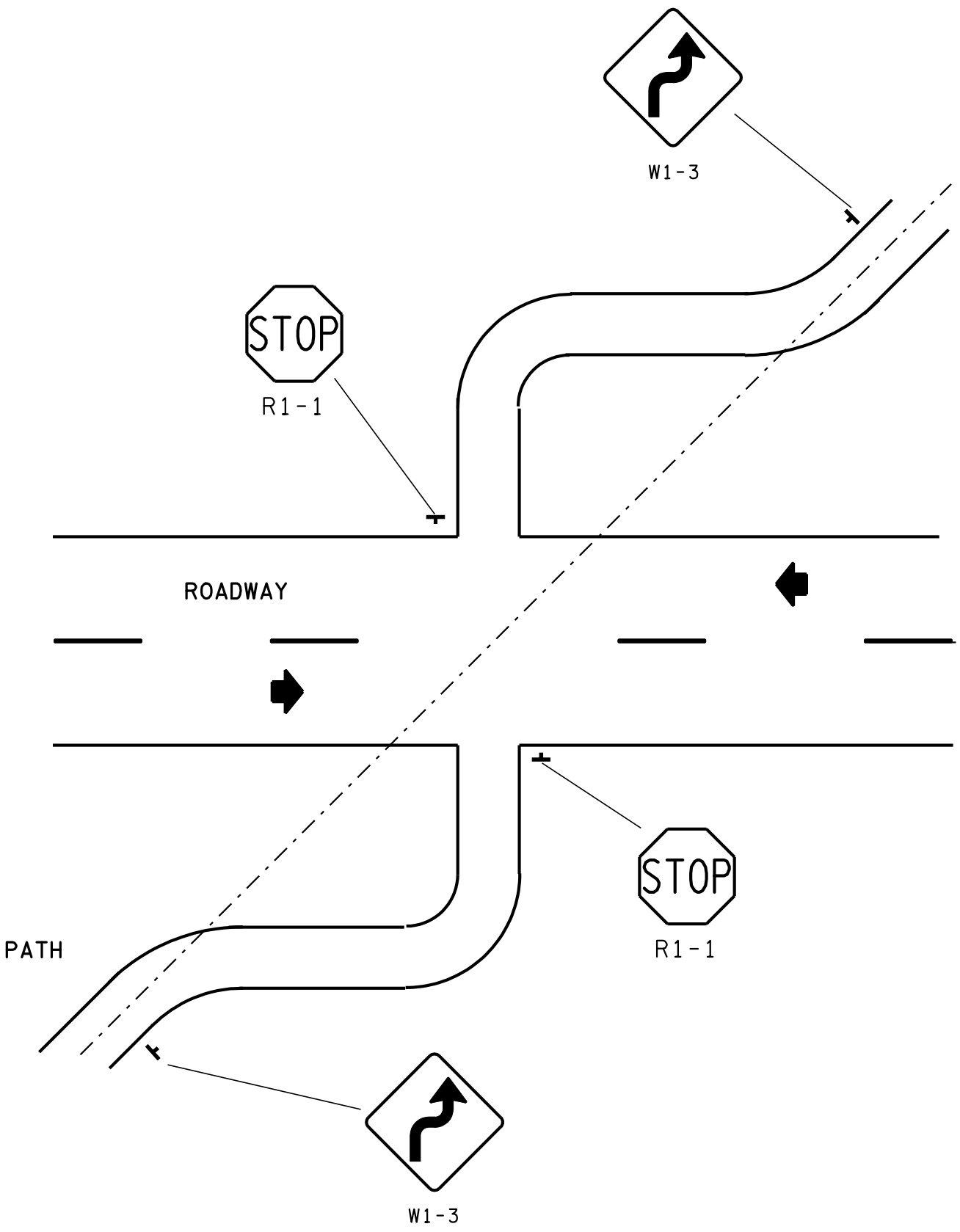
REV. 6-15-12: REVISED INTERSECTION SIGNING FOR 2012 EDITION OF GUIDE FOR THE DEVELOPMENT OF BICYCLE FACILITIES.



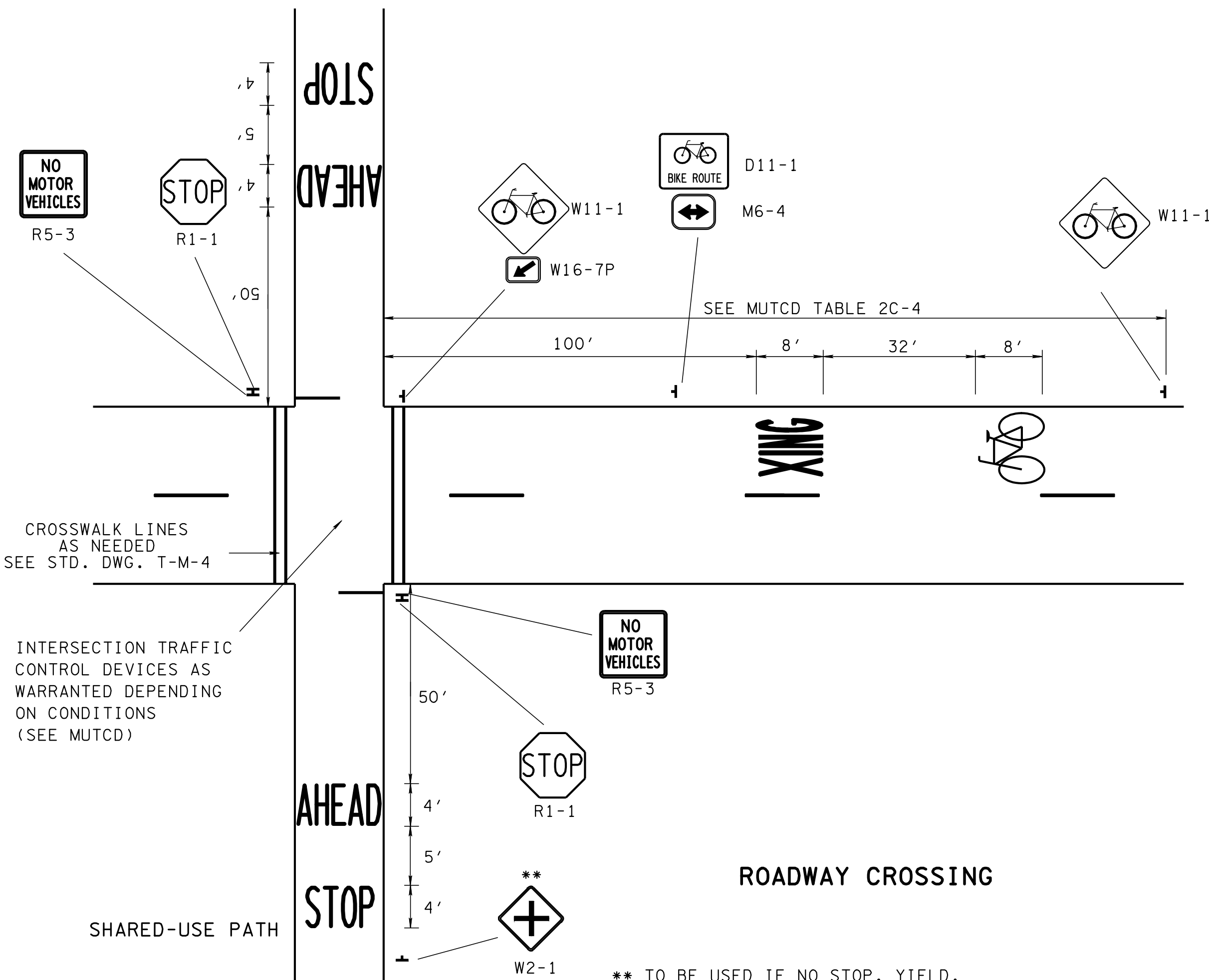
SIGN PLACEMENT ON SHARED-USE PATHS
(SEE RD-TS-8 FOR TYPICAL CROSS SECTION DETAILS)



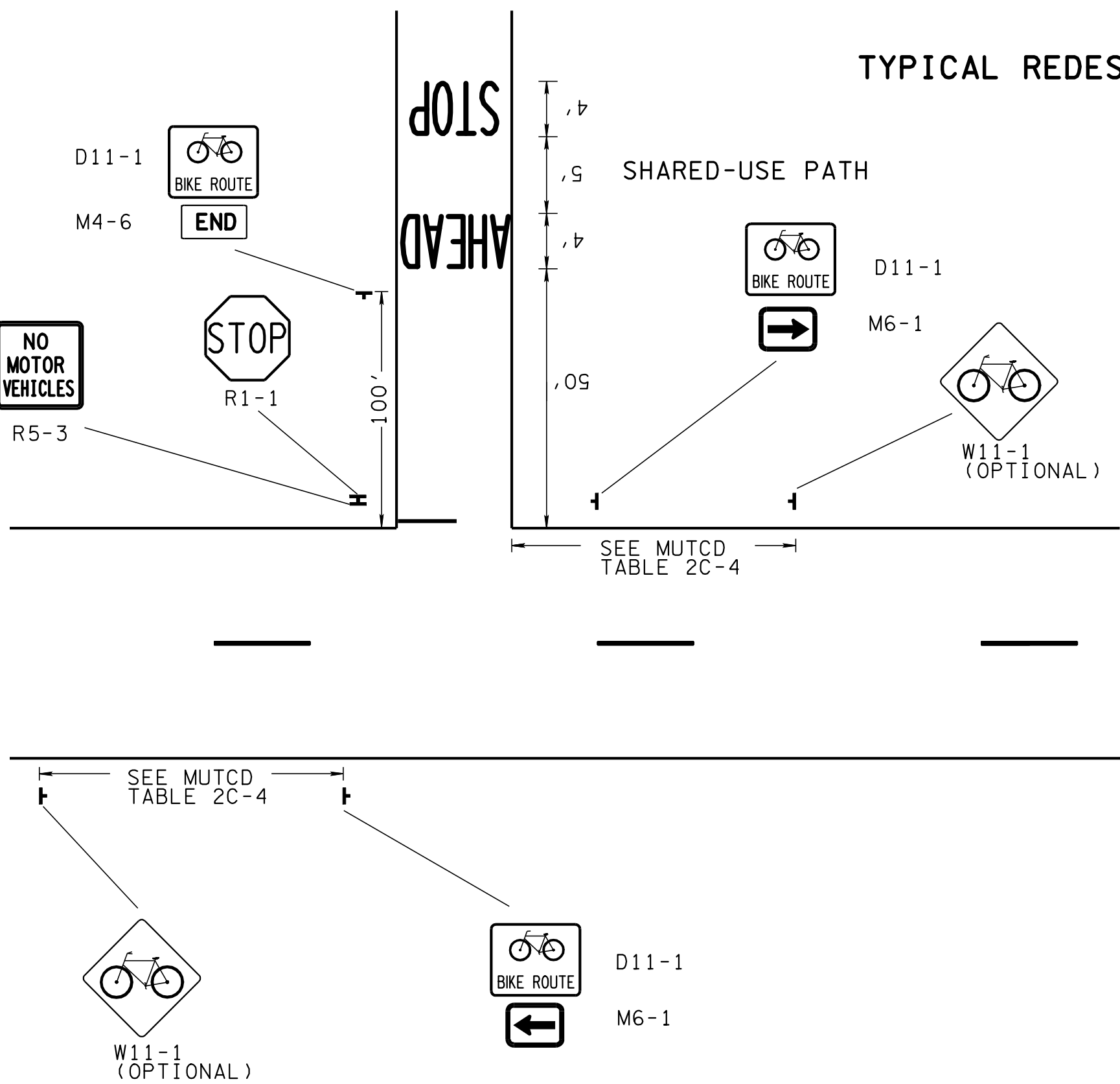
RAILROAD CROSSING



TYPICAL REDESIGN OF A DIAGONAL ROAD CROSSING



ROADWAY CROSSING



BEGINNING AND END OF A DESIGNATED BICYCLE ROUTE
ON A SHARED-USE PATH

GENERAL NOTES

- ① WHEN OVERHEAD SIGNS ARE USED ON SHARED-USE PATHS, THE CLEARANCE FROM THE BOTTOM EDGE OF THE SIGN TO THE PATH SURFACE DIRECTLY UNDER THE SIGN SHALL BE A MINIMUM OF 8 FEET.
- ② WHEN PLACEMENT OF STOP OR YIELD SIGNS IS CONSIDERED, PRIORITY AT A SHARED-USE PATHS/ROADWAY INTERSECTION SHOULD BE ASSIGNED WITH CONSIDERATION OF THE FOLLOWING:
1. RELATIVE SPEEDS OF SHARED-USE PATH AND ROADWAY USERS;
 2. RELATIVE VOLUMES OF SHARED-USE PATH AND ROADWAY TRAFFIC; AND
 3. RELATIVE IMPORTANCE OF SHARED-USE PATH AND ROADWAY.
- ③ WHEN ENGINEERING JUDGMENT DETERMINES THAT THE VISIBILITY OF THE INTERSECTION IS LIMITED ON THE SHARED-USE PATH APPROACH, INTERSECTION WARNING SIGNS SHOULD BE USED. INTERSECTION WARNING SIGNS SHOULD NOT BE USED WHERE THE SHARED-USE PATH APPROACH TO THE INTERSECTION IS CONTROLLED BY A STOP SIGN, YIELD SIGN, OR A TRAFFIC CONTROL SIGNAL.
- ④ A SOLID WHITE LINE MAY BE USED ON SHARED-USE PATHS TO SEPARATE DIFFERENT TYPES OF USERS. THE R9-7 SIGN MAY BE USED TO SUPPLEMENT THE SOLID WHITE LINE. SMALLER SIZE LETTERS AND SYMBOLS MAY BE USED ON SHARED-USE PATHS. FIXED OBJECTS ADJACENT TO SHARED-USE PATHS MAY BE MARKED WITH OBJECT MARKERS.
- ⑤ THE MINIMUM SIGN SIZES FOR SHARED-USE PATHS, SHALL BE THOSE SHOWN IN TABLE 9B-1 IN MUTCD, PART 9 AND SHALL BE USED ONLY FOR SIGNS INSTALLED SPECIFICALLY FOR BICYCLE TRAFFIC APPLICATIONS. THE MINIMUM SIGN SIZES FOR BICYCLE FACILITIES SHALL NOT BE USED FOR SIGNS THAT ARE PLACED IN A LOCATION THAT WOULD HAVE ANY APPLICATION TO OTHER VEHICLES.
- ⑥ SEE T-M-12 FOR OTHER SIGNING AND PAVEMENT MARKINGS.

STATE OF TENNESSEE
DEPARTMENT OF TRANSPORTATION

SIGNING
AND
PAVEMENT MARKINGS
FOR
SHARED-USE PATHS

5-1-07

T-M-10